

Kasutusjuhend – EBSCO täistekstandmebaasid

<http://search.ebscohost.com>

Kättesaadav EBSi koduleheküljelt – <http://www.ebs.ee> – Raamatukogu - Andmebaasid – EBSCO
Väljastpoolt EBSi arvutivõrku sisenemine OISI kaudu – <http://ois.ebs.ee> – Raamatukogu kataloog
/ Andmebaasid – paroolid ja info veebisirviija seadistuseks

Electronic Information for Libraries Direct andmebaasid on Avatud Ühiskonna Instituudi (OSI) ja Elton B. Stephens Company (EBSCO) ühisprojekt. Täistekstandmebaasid sisaldavad üle 20 000 elektroonilise majandus-, sotsiaal- ja humanitaarteadusliku ajakirja, ajalehe ja teatmeteose.

Kasutusjuhend inglise keeles - <http://support.ebsco.com/help/?int=ehost&lang=en>
Iga lehekülje üleval paremal nurgas link abifailile **Help** – otsingul abistav info

OTSING

1. Valige **EBSCOhost Web**.
2. Andmebaaside nimekirjast sobiva(te) andmebaasi(de) (nt. Business Source Complete, Academic Search Complete) valimiseks tehke märke vastavasse kastikesse. Vajutage nupule **[Continue]**.
3. Kompleksotsingu (**Advanced search**) lehel sisestage esimesele reale otsisõna. Valige rippmenüüst sobiv otsitunnus (nt. Author, Title, Subject Terms jne.).
4. Sama sõna eri vormide leidmiseks võite otsisõna käärida küsimärgi või tärniga:
 - küsimärk (?) – käärib sõna keskelt või lõpust ühe sümboli (nt. otsides *m?croeconomics* leitakse nii *microeconomics* kui ka *macroeconomics*)
 - tärn (*) – käärib sõna lõpust ühe või mitu sümbolit (nt. otsides *manage** leitakse *manager, managerial, management* jne.)
5. Järgnevale otsiväljajadele võite samal viisil sisestada teised otsisõnad. Ridade lisamiseks vajutage lingil **Add row**.
6. Otsingu piiramiseks või laiendamiseks valige rippmenüüst sobiv Boole'i loogikaoperaator:
 - AND – vastus peab sisaldama kõiki otsisõnu
 - OR – vastus peab sisaldama vähemalt üht otsitavat sõna
 - NOT – vastus peab sisaldama eelnevat, kuid mitte järgnevat otsisõna
7. Vajutades lingile **Choose Databases** saate muuta eelnevalt tehtud valikuid märkides sobiva(d) andmebaasi(d) vastavas kastikeses ja vajutades nupule **[OK]**.
8. Otsingut saab piirata täistekstartiklitega (**Full Text**), teadusajakirjadega (**Scholarly (Peer Reviewed) Journals**), dokumendi laadiga (**Document Type**), ajaliselt (**Published Date from**) jne. Valimiseks tehke märke vastavatesse kastikesse või valige sobivad variandid rippmenüüdest.
9. Vajutage nupule **[Search]**.

Näide

Soovite leida Dave Kahle artikli "Knowing your customers" täisteksti, avaldatud väljaande American Salesman 2008.a. jaanuarikuu numbris.

1. Sisestage esimesele reale *kahle* ja valige otsitunnuseks **AU Author**
2. Valige Boole'i operaator AND
3. Sisestage teisele reale *knowing your customers* ja valige otsitunnuseks **TI Title**
4. Valige **Full text** ja vajutage nupule **[Search]**

The screenshot shows the EBSCO search interface. At the top, there is a navigation bar with 'New Search', 'Subjects', 'Publications', 'Images', and 'More'. A 'Sign In' button is on the right. Below the navigation bar, the search area includes the EBSCO logo and the text 'Searching: Business Source Complete, Show all Choose Databases >'. The search query is 'kahle' in the 'AU Author' field, followed by 'AND' and 'knowing your customer' in the 'TI Title' field. There is an empty field for 'Select a Field (optional)' and an 'Add Row' button. The 'Search' and 'Clear' buttons are visible. Below the search area, there are links for 'Basic Search', 'Advanced Search', 'Visual Search', and 'Search History'. The 'Search Options' section is expanded, showing 'Search modes' with radio buttons for 'Boolean/Phrase' (selected), 'Find all my search terms', 'Find any of my search terms', and 'SmartText Searching Hint'. There are also checkboxes for 'Apply related words' and 'Also search within the full text of the articles'. The 'Limit your results' section is also expanded, showing 'Full Text' (checked) and 'References Available' (unchecked).

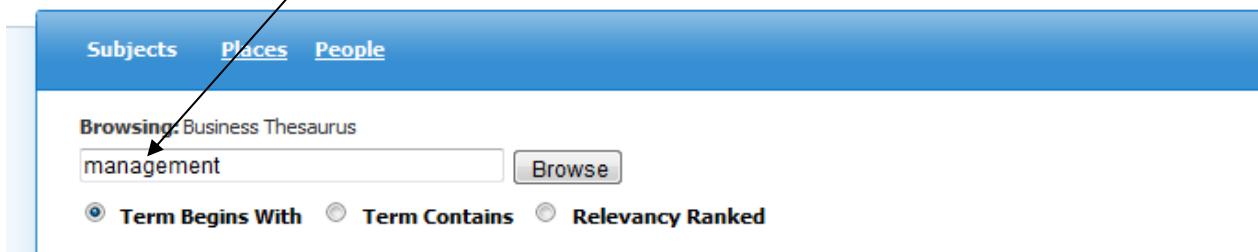
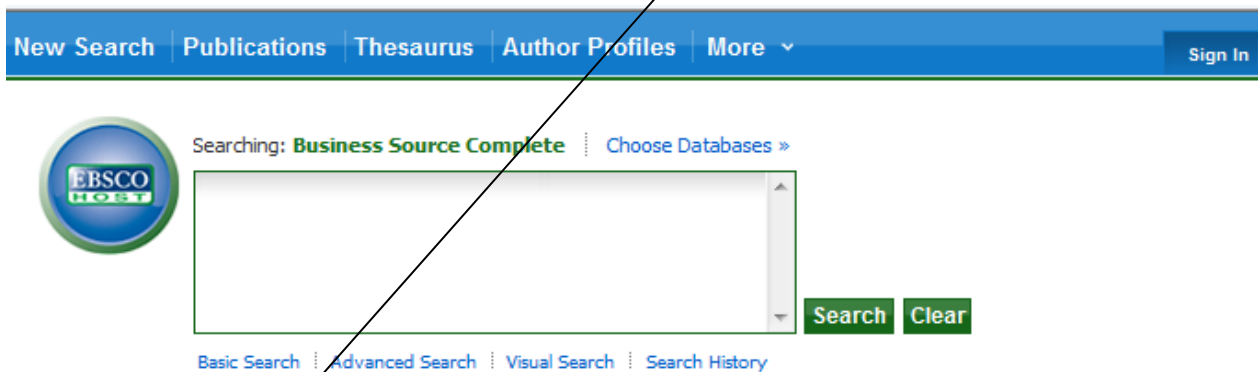
OTSING MÄRKSÖNASTIKUST

1. Valige **Choose Databases** või rippmenüüst **Subjects** üks andmebaas (nt. Business Source Complete).
2. Vastavalt andmebaasile valige **Thesaurus** või **Subject Terms**.
3. Sisestage otsitav märksõna või selle osa ja vajutage nupule **[Browse]**.
4. Avaneb tesaurus ehk märksõnastik. Otsingule sobiva(te) märksõna(de) lisamiseks tehke märges kastikeses märksõna ees, valige rippmenüüst Boole'i loogikaoperaator ja vajutage nupule **[Add]**.
5. Otsingu sooritamiseks vajutage nupule **[Search]**.

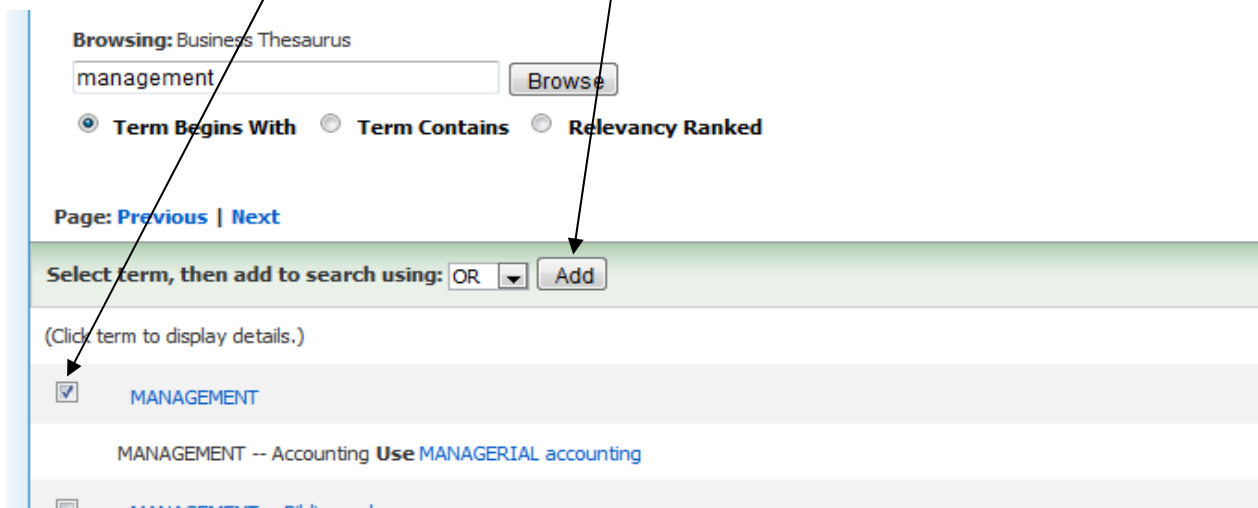
Näide

Soovite lisada otsingule juhtimisega seotud märksõnu.

1. Valige andmebaas **Business Source Complete**
2. Valige **Thesaurus** ja sisestage otsiväljale *management*



3. Vajutage nupule **[Browse]**
4. Valige *management* ja vajutage nupule **[Add]**



5. Valige *management* – *employee participation*, operaator AND ja vajutage nupule **[Add]**

The screenshot shows the 'Subjects' section of the Business Source Complete interface. The 'Browsing: Business Thesaurus' section has 'management' entered in the search box. Below it, the 'Term Begins With' radio button is selected. The 'Select term, then add to search using: AND' dropdown menu is open, and the 'Add' button is highlighted. A list of terms is displayed below, with 'MANAGEMENT -- Employee participation' selected. Arrows from the text above point to the 'Add' button and the selected term.

6. Otsingu tegemiseks vajutage nupule **[Search]**

The screenshot shows the 'New Search' section of the Business Source Complete interface. The search box contains the query '(DE "MANAGEMENT") AND (DE "MANAGEMENT -- Employee participation")'. The 'Search' button is highlighted. Below the search box, the 'Basic Search' radio button is selected. The 'Subjects' section is visible below, showing 'management' in the search box and the 'Term Begins With' radio button selected. An arrow from the text above points to the 'Search' button.

VÄLJAANDED

1. Väljaannete otsimiseks on kaks võimalust:
 - Valige **Choose Databases** ja vajutage lingile **Detailed view**. Andmebaasi nime juures vajutage lingile **Title List**.
 - Valige rippmenüüst **Publications** üks andmebaas (nt. Academic Search Complete).
2. Sisestage väljaande nimi ja vajutage nupule **[Browse]** või valige vajalik väljaanne tähestikulisest nimestikust.
3. Väljaande juures on näidatud artiklite formaadid, täistekstide kättesaadavus ning keelu- ehk embargoperioodid, st. mis aastani on täistekstid kättesaadavad. Täpsema info saamiseks vajutage pealkirja lingil.
4. Valige aastakäik ja number.
5. Otsimiseks valitud väljaande piires vajutage lingile **Search within this publication**.

Näide

Soovite lugeda ajakirja Labour History Review.

1. Valige andmebaas **Academic Search Complete**
2. Valige **Publications** ja tähestikust täht **L**

The screenshot shows the EBSCO database search interface. The top navigation bar includes 'New Search', 'Publications', 'Subject Terms', 'Cited References', and 'More'. The search bar shows 'Searching: Academic Search Complete' with a 'Choose Databases' link. Below the search bar are 'Search' and 'Clear' buttons. The 'Publications' section is active, showing 'Browsing: Academic Search Complete -- Publications' and a 'Browse' button. Below this are radio buttons for 'Alphabetical', 'By Subject & Description', and 'Match Any Words'. At the bottom, there is a navigation bar with 'Page: Previous | Next' and an alphabetical index from A to Z. An arrow points from the 'L' in the alphabetical index to the search bar area.

3. Valige *Labour History Review*

The screenshot shows the search results page. The first result is 'Labour, Capital & Society' with 'Bibliographic Records: 11/01/2000 to present; Full Text: 11/01/2000 to present' and 'PDF Full Text' available. The second result is 'Labour History Review' with 'Bibliographic Records: 03/01/1990 to present; Full Text: 03/01/1990 to present (with a 12 Month delay)' and '*Full text delay due to publisher restrictions ("embargo")'. It also lists 'PDF Full Text' and 'HTML Full Text' available. The third result is 'Labour / Le Travail' with 'Bibliographic Records: 03/01/1985 to present; Full Text: 05/01/1976 to present' and 'PDF Full Text' and 'HTML Full Text' available. An arrow points from the 'Labour History Review' title to the 'Full Text' availability information.

4. Näete andmeid väljaande kohta

New Search | Publications | Subject Terms | Cited References | More ▾

Database: Academic Search Complete -- Publications

Sign In | Folder | Preferences | New Features! | Help

EBSCO
Back


EBS EDUCATION OU

Alert / Save / Share ▾

◀ Previous Record | Next Record ▶

Search within this publication

Publication Details For "Labour History Review"

<p>Title: Labour History Review</p> <p>ISSN: 0961-5652</p> <p>Publisher Information: Maney Publishing Suite 1C Joseph's Well Hanover Walk Leeds LS3 1AB</p> <p>Bibliographic Records: 03/01/1990 to present</p> <p>Full Text: 03/01/1990 to present (with a 12 Month delay) *Full text delay due to publisher restrictions ("embargo")</p> <p>Link to this Publication: http://search.ebscohost.com </p> <p>Publication Type: Academic Journal</p> <p>Subjects: Business; History; Business History; Human Resources</p> <p>Description: An interdisciplinary tool of the trade for study of British & other labour or social movements & working class history.</p> <p>Publisher URL: http://www.maney.co.uk/</p> <p>Frequency: 3</p> <p>Peer Reviewed: Yes</p>	<p>All Issues</p> <p>+ 2010</p> <p>+ 2009</p> <p>+ 2008</p> <p>+ 2007</p> <p>+ 2006</p> <p>+ 2005</p> <p>+ 2004</p> <p>+ 2003</p> <p>+ 2002</p> <p>+ 2001</p> <p>+ 2000</p> <p>+ 1999</p> <p>+ 1998</p> <p>+ 1997</p> <p>+ 1996</p> <p>+ 1995</p>
---	---

TULEMUSED

1. Ühel lehel kuvatakse korraga kuni 10 artiklit. Järgmiste lehekülgede vaatamiseks vajutage lingile **Next**.
2. Andmebaasi poolt pakutud variante otsingu piiramiseks või laiendamiseks näete kastis **Refine your results**.
3. Artikli vaatamiseks vajutage pealkirja lingil või valige sobiv formaat:
 - Citation – artikli bibliograafilised andmed ja sisukokkuvõte
 - HTML Full text – artikli täistekst
 - PDF Full text – artikli täistekst pdf-failina
4. Nimestiku tegemiseks vajalike artiklite märkimiseks vajutage lingile **Add to folder**.
5. Sooritatud otsingute vaatamiseks valige **Search History**.
6. Valitud artiklite vaatamiseks vajutage lingile **Folder** või **Folder view**. Artikeid saab printida, salvestada arvutikettale ja saata e-mailile.

Näide

Otsisite artikleid personalijuhtimisest.

The screenshot shows the EBS Academic Search Complete interface. At the top, there is a navigation bar with 'New Search', 'Subjects', 'Publications', 'Images', and 'More'. On the right, there are links for 'Sign In', 'Folder', 'Preferences', 'New Features', and 'Help'. The search bar contains 'personnel management' in the 'SU Subject Terms' field. Below the search bar, there are options for 'AND' and 'Add Row'. The search results are displayed in a list format. The first result is '1. How to Recruit Better Teachers.' by Cloud, John; Fastenberg, Dan. The second result is '2. A Paradigmatic Approach to Means of Achieving Competitive Advantage through Workers Motivation.' by Salami, A. O.; Idowu, Abiola. The interface includes a left sidebar with 'Refine your results' and 'Source Types' sections, and a top navigation bar with 'Page: 1 2 3 4 5 Next', 'Relevance Sort', 'Page Options', and 'Alert / Save / Share'.

Näide artikli täistekstist

New Search | Subjects | Publications | Images | More | Sign In | Folder | Preferences | New Features | Help

Searching: **Academic Search Complete**, Show all | Choose Databases »

personnel management in SU Subject Terms Search Clear

AND in Select a Field (optional)

AND in Select a Field (optional) Add Row

Basic Search | Advanced Search | Visual Search | Search History

EBS EDUCATION OU

Result List | Refine Search | 1 of 69809

Title: How to Recruit Better Teachers. By: Cloud, John, Fastenberg, Dan, Time, 0040781X, 9/20/2010, Vol. 176, Issue 12

Database: Academic Search Complete

How to Recruit Better Teachers

Listen American Accent Medium Reading Speed Help

Section: NATIONAL SERVICE | TEACHERS

There aren't enough good educators to fill the toughest--and even the not-so-tough--classrooms. Pay and prestige are part of the problem. Here's a fix

Many beloved teachers--Jaime Escalante, Frank McCourt, even Socrates--came to the profession after holding other jobs first. Escalante was a computer technician before becoming the Los Angeles math teacher made famous in the 1988 film Stand and Deliver; McCourt worked at New York City's Biltmore Hotel before teaching for 30 years; Socrates was an experienced soldier. Teaching has always held an appeal, a kind of purity, for those disillusioned by their daily toils.

It has never been easier for nonteachers to become public-school teachers, sometimes with just a few weeks of training. In recent years, hundreds of programs have appeared around the U.S. to help people stop practicing law, brokering real estate or selling furniture and start teaching. In Memphis, for example, you can be sitting at a bank desk poring over quarterly reports in May and be teaching algebra by August.

A whole new industry has emerged to encourage recent college graduates and experienced professionals to regard teaching as national service. The most prestigious program, Teach for America (TFA), is enjoying its 20th anniversary amid a wave of fulsome press and a crush of applications from Ivy League and other elite applicants. More than 46,000 sought TFA positions for this fall; 12% were accepted.

Because it has been so difficult for poorly funded schools to find and keep teachers, TFA and similar organizations are quietly becoming part of the Establishment. Last year the city of Memphis handed over authority for recruiting all new teachers to a New York City-based nonprofit called the New Teacher Project (NTP). Before school started in August, one way NTP filled the approximately 800 open teaching positions in Memphis--a typical annual hiring number for a big city--was with its Teaching Fellows, a corps of accomplished career changers recruited from around the nation. Founded in 1997, the fellowships operate in 18 locations in the U.S. You may have seen the ads: "Be more than just a role model. Be a teacher."

Tools

- Add to folder
- Print
- E-mail
- Save
- Cite
- Export
- Create Note
- Permalink
- Bookmark

Detailed Record

HTML Full Text

Find Similar Results using SmartText Searching.

Küsimuste või probleemide korral pöörduge raamatukogusse või saatke kiri aadressile raamatukogu@ebs.ee
EBSi raamatukogu tel 665 1307; lugemissaal tel 665 1308